

FROM THE PRINCIPAL

Dear Parents and Community Members,

In the 2012-2013 school year, we received an Overall State Rating of Level 4 out of 5. Our students are performing as well on standards-based tests as the average student across the state.

At Sunrise we:

- Focus our resources on implementing the new Common Core State Standards (CCSS) which reinforce literacy and mathematics.
- Teach reading to all students in small groups at their appropriate reading levels.
- Provide extra instruction and practice to students who need it to reach their potential.
- Have a full-time counselor.

- Provide extended day instruction for kindergarten and all-day kindergarten for English Language Development.

You can help by monitoring your student's homework, making sure your child reads with you or reads and shares about his/her reading each night, attending parent-teacher conferences, joining our monthly bilingual parent coffees, or volunteering.

We look forward to partnering with you over the coming year!

Thank you,

Principal | Lori Greenfield

SCHOOL PROFILE

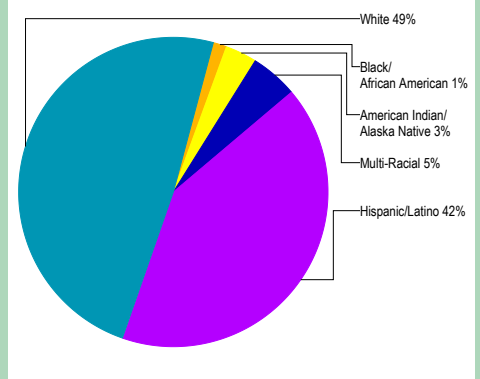
Enrollment 2012-13	424
K-3	301
4-5	123
Change from previous year	+6.5%
Students attending 90% or more of enrolled days	82%
.....	
Average elementary class size	24.4
Change from previous year	-2.1

Select Demographics 2012-13

English Learners	31%
<i>Students who have ever been eligible for or participated in a program to acquire academic English.</i>	
Economically disadvantaged	81%
Students with disabilities	21%
.....	
Number of different languages spoken:	5

Note: a "*" is displayed when the data must be suppressed to protect student confidentiality.

STUDENTS

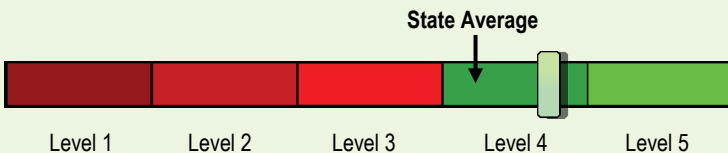


OVERALL STATE RATING

HOW ARE STUDENTS AT THIS SCHOOL PERFORMING COMPARED TO THOSE AT OTHER SCHOOLS?

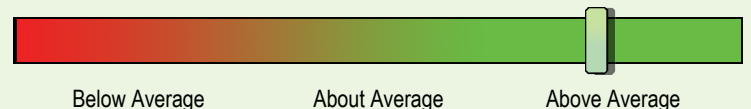
The overall state rating is intended to summarize this school's particular successes and challenges. It is based on a combination of up to five factors. Three of these factors come from standardized test scores in reading and math: student achievement, student growth, and the growth of underserved subgroups. Please be aware that this rating is based mainly on high-stakes testing and accordingly, represents a limited view of student performance. Other aspects of this report card are designed to put this rating in the proper context.

Compared to all schools statewide in 2012-13, this school is rated as Level 4.



- Level 1** = Falls into the bottom 5% of schools
- Level 2** = Falls between 5% and 15% of schools
- Level 3** = Falls between 15% and 44% of schools
- Level 4** = Falls between 44% and 90% of schools
- Level 5** = Falls into the top 10% of schools

Compared to elementary schools with similar student demographics in 2012-13, this school's rating is above average.



- Below average** = Falls into the bottom third of comparison schools
- About average** = Falls into the middle third of comparison schools
- Above average** = Falls into the top third of comparison schools

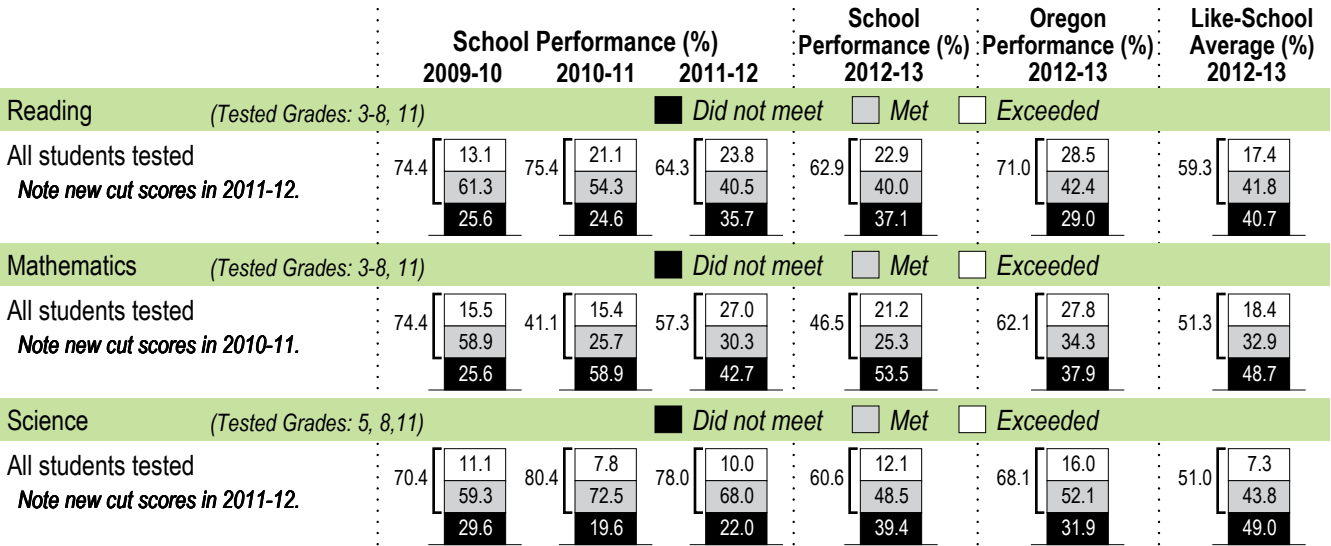
PROGRESS ARE STUDENTS MAKING ADEQUATE GAINS OVER TIME?

SCHOOL PERFORMANCE

Students meeting or exceeding state standards on exams

Did at least 95% of the students at this school take required state exams? Yes No

Participation rate criteria are in place to ensure schools test as many eligible students as possible



Visit www.ode.state.or.us/go/data for additional state exam results.

Note: a "*" is displayed when data are unavailable or to protect student confidentiality.

OUTCOMES FOR KEY STUDENT GROUPS AT THIS SCHOOL COMPARED TO THE SAME GROUPS STATEWIDE

STUDENT GROUP OUTCOMES

	School Performance (%)	Oregon Performance (%)	School Compared to OR Average	School Performance (%)	Oregon Performance (%)	School Compared to OR Average	School Performance (%)	Oregon Performance (%)	School Compared to OR Average	
All Students				American Indian/Alaska Native			Native Hawaiian/Pacific Islander			
Reading	62.9	71.0	-8.1	Reading	*	57.4	Reading	*	59.1	
Mathematics	46.5	62.1	-15.6	Mathematics	*	47.3	Mathematics	*	46.5	
Science	60.6	68.1	-7.5	Science	*	53.2	Science	*	49.4	
Economically Disadvantaged				Asian			White			
Reading	62.9	60.2	+2.7	Reading	*	79.5	Reading	73.9	77.7	
Mathematics	46.5	50.3	-3.8	Mathematics	*	79.7	Mathematics	55.7	68.0	
Science	60.6	55.5	+5.1	Science	*	74.9	Science	71.0	76.5	
English Learners				Black/African American			Female			
Reading	44.7	46.5	-1.8	Reading	*	55.2	Reading	64.3	73.2	
Mathematics	34.0	43.3	-9.3	Mathematics	*	42.5	Mathematics	45.2	61.5	
Science	40.0	39.6	+0.4	Science	*	47.9	Science	53.3	65.9	
Students with Disabilities				Hispanic/Latino			Male			
Reading	8.6	43.0	-34.4	Reading	54.3	52.1	+2.2	Reading	61.6	68.8
Mathematics	5.7	33.7	-28.0	Mathematics	37.1	45.2	-8.1	Mathematics	47.7	62.7
Science	11.1	42.9	-31.8	Science	54.8	45.3	+9.5	Science	66.7	70.3
Talented and Gifted				Multi-Racial						
Reading	>95	98.5	*	Reading	*	76.0	*			
Mathematics	>95	98.1	*	Mathematics	*	65.8	*			
Science	*	98.0	*	Science	*	73.5	*			

Note: a "*" is displayed when data are unavailable or to protect student confidentiality.



Sunrise Elementary School

730 19th Ave SE
Albany, OR 97322-4298, (541) 967-4608
<http://www.albany.k12.or.us/sunrise/>

DISTRICT Greater Albany Public SD 8J
SUPERINTENDENT Maria Delapoer
PRINCIPAL Lori Greenfield
GRADES SERVED K-5

For more report card measures
including detailed demographic
information visit
www.ode.state.or.us/go/SchoolRC

CURRICULUM & LEARNING ENVIRONMENT WHAT IS THIS SCHOOL DOING TO IMPROVE STUDENT LEARNING AND TO PREPARE STUDENTS FOR THE FUTURE?

SCHOOL READINESS

Character Education and Positive Behavior Interventions and Supports
Families and Agencies Coming Together; Welcome Center
Kindergarten Interviews and Orientation

School Nutrition Breakfast and Lunch Programs
Strong Community Partnerships

ACADEMIC SUPPORT

Special Education and Child Find for Students with Disabilities
Small Group Instruction and Interventions
Student Study Support Teams for Behavior and Instruction
Federal Program Supports for Low Income and Second Language Learners

ACADEMIC ENRICHMENT

Talented and Gifted Identification and Services
Swimming and Bike Safety Provided by Community Donors
Curriculum Nights
Career Exploration
Albany Public Schools Foundation Supports
OSU Extension School Nutrition Educator 20 hours per week

EXTRACURRICULAR ACTIVITIES

Wednesday Early Release Community Based Partnerships
Garden Club

Community Spring Celebration of Culture and Learning
Girls On The Run

Data and information in the Curriculum and Learning Environment section was provided by local schools and districts and was not verified by the Oregon Department of Education.