

## FROM THE PRINCIPAL

Dear Parents and Community Members,

In the 2013-2014 school year, Sunrise received an Overall State Rating of Level 4 out of 5. This means that while not all of our students met or exceeded the grade level expectations, a significant number of our students are showing considerable growth from one year to the next.

At Sunrise we:

- focus our resources on implementing the Common Core State Standards (CCSS) which reinforce literacy and mathematics

- provide extra instruction and practice to students who need it to reach their potential

- have a full time counselor

- provide extended day instruction for kindergarten and all-day kindergarten for English Language Development

You can help by monitoring your student's homework, making sure your child reads with you or reads and shares about his/her reading each night, attending parent-teacher conferences or volunteering.

We look forward to partnering with you over the coming year.

Thank you,

Principal | Jodi Smith

## SCHOOL PROFILE

Enrollment 2013-14	408
K-3	294
4-5	114
Change from previous year	-3.8%
Students attending 90% or more of enrolled days	79.9%
.....	
Average elementary class size in 2012-13	24.4

Note: a "\*" is displayed when the data must be suppressed to protect student confidentiality.

### Select Demographics 2013-14

English Learners 31%

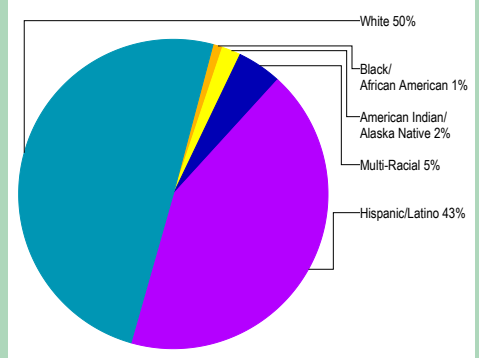
*Students who have ever been eligible for or participated in a program to acquire academic English.*

Economically disadvantaged 85%

Students with disabilities 21%

Number of different languages spoken: 4

## STUDENTS

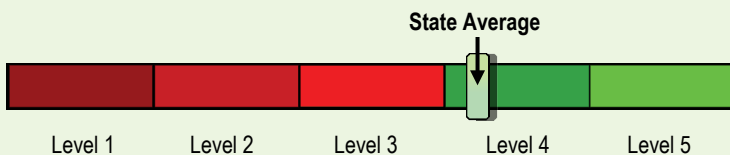


## OVERALL STATE RATING

HOW ARE STUDENTS AT THIS SCHOOL PERFORMING COMPARED TO THOSE AT OTHER SCHOOLS?

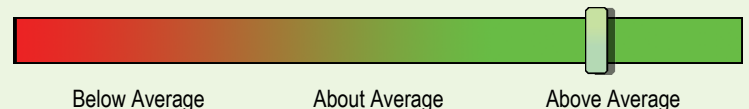
The overall state rating is intended to summarize this school's particular successes and challenges. It is based on a combination of up to five factors. Three of these factors come from standardized test scores in reading and math: student achievement, student growth, and the growth of underserved subgroups. Please be aware that this rating is based mainly on high-stakes testing and accordingly, represents a limited view of student performance. Other aspects of this report card are designed to put this rating in the proper context.

Compared to all schools statewide in 2013-14, this school is rated as Level 4.



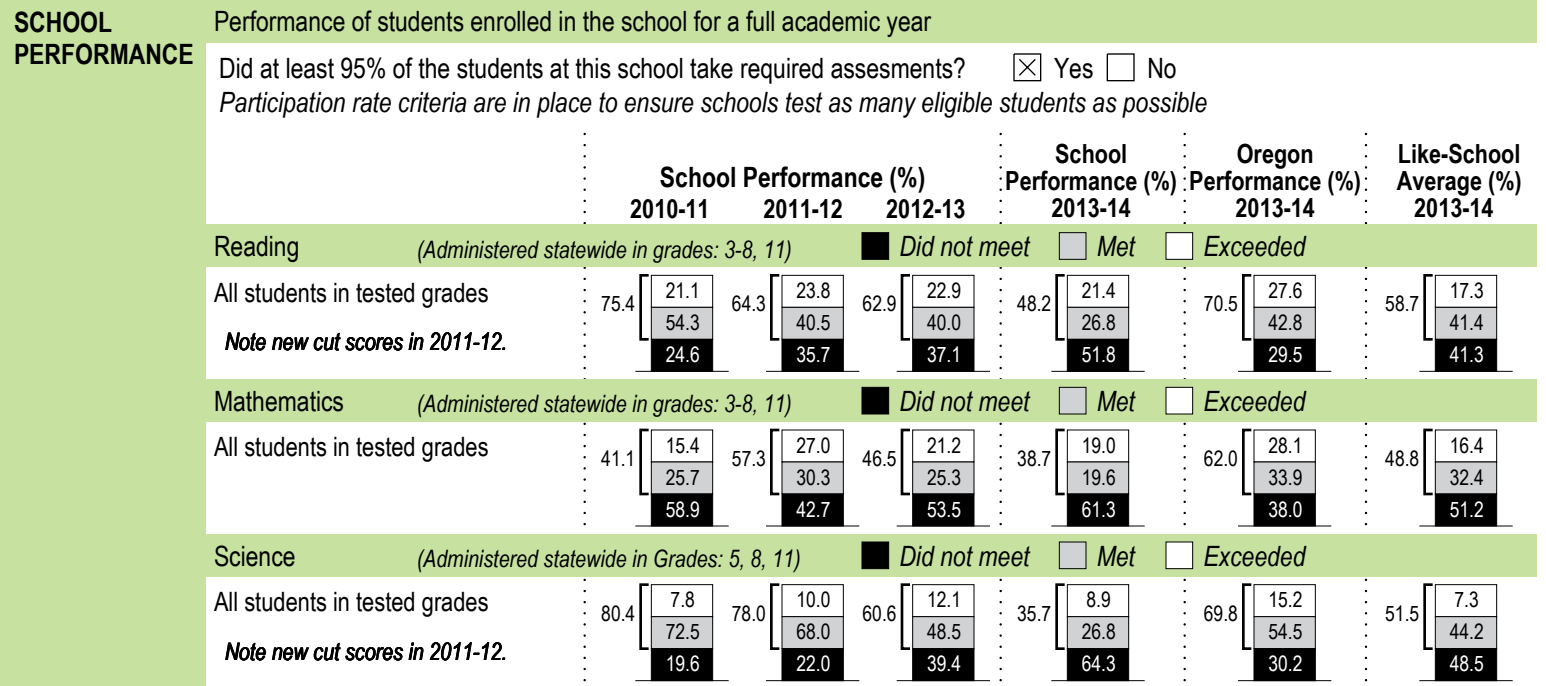
- Level 1** = Falls into the bottom 5% of schools
- Level 2** = Falls between 5% and 15% of schools
- Level 3** = Falls between 15% and 44% of schools
- Level 4** = Falls between 44% and 90% of schools
- Level 5** = Falls into the top 10% of schools

Compared to elementary schools with similar student demographics in 2013-14, this school's rating is above average.



- Below average** = Falls into the bottom third of comparison schools
- About average** = Falls into the middle third of comparison schools
- Above average** = Falls into the top third of comparison schools

## PROGRESS ARE STUDENTS MAKING ADEQUATE GAINS OVER TIME?



Visit [www.ode.state.or.us/go/data](http://www.ode.state.or.us/go/data) for additional assessment results.

Note: a "\*" is displayed when data are unavailable or to protect student confidentiality.

## OUTCOMES FOR KEY STUDENT GROUPS AT THIS SCHOOL COMPARED TO THE SAME GROUPS STATEWIDE

STUDENT GROUP OUTCOMES	School Performance (%)	Oregon Performance (%)	School Compared to OR Average	School Performance (%)	Oregon Performance (%)	School Compared to OR Average	School Performance (%)	Oregon Performance (%)	School Compared to OR Average
	<b>Economically Disadvantaged</b>				<b>American Indian/Alaska Native</b>			<b>Native Hawaiian/Pacific Islander</b>	
Reading	41.4	59.1	-17.7	Reading	*	57.5	Reading	*	54.8
Mathematics	34.5	49.5	-15.0	Mathematics	*	48.4	Mathematics	*	48.9
Science	25.5	57.5	-32.0	Science	*	56.4	Science	*	49.6
<b>English Learners</b>				<b>Asian</b>			<b>White</b>		
Reading	26.9	45.0	-18.1	Reading	*	79.2	Reading	62.4	77.7
Mathematics	21.2	42.7	-21.5	Mathematics	*	78.5	Mathematics	47.1	68.3
Science	16.7	42.1	-25.4	Science	*	78.0	Science	55.2	78.2
<b>Students with Disabilities</b>				<b>Black/African American</b>			<b>Female</b>		
Reading	14.0	41.8	-27.8	Reading	*	52.6	Reading	50.5	73.0
Mathematics	14.0	33.2	-19.2	Mathematics	*	38.8	Mathematics	38.5	61.4
Science	8.3	44.2	-35.9	Science	*	48.5	Science	31.3	67.9
<b>Migrant</b>				<b>Hispanic/Latino</b>			<b>Male</b>		
Reading	33.3	41.3	-8.0	Reading	33.3	50.9	Reading	45.5	68.0
Mathematics	<5	40.9	*	Mathematics	27.8	44.6	Mathematics	39.0	62.5
Science	*	40.5	*	Science	12.5	47.0	Science	41.7	71.6
<b>Talented and Gifted</b>				<b>Multi-Racial</b>					
Reading	*	98.4	*	Reading	*	75.6			
Mathematics	*	98.2	*	Mathematics	*	64.7			
Science	*	98.2	*	Science	*	75.1			

Note: a "\*" is displayed when data are unavailable or to protect student confidentiality.

## **CURRICULUM & LEARNING ENVIRONMENT** WHAT IS THIS SCHOOL DOING TO IMPROVE STUDENT LEARNING AND TO PREPARE STUDENTS FOR THE FUTURE?

### **SCHOOL READINESS**

- Character Education and Positive Behavior Interventions and Supports
- Families and Agencies Coming Together (FACT)
- Welcome Center
- Kindergarten Interviews and Orientation
- Parent Education classes
- School Nutrition Breakfast and Lunch Programs
- Strong Community Partnerships

### **ACADEMIC SUPPORT**

- Special Education and Child Find for Students with Disabilities
- Small Group Instruction and Interventions
- Student Support Teams for Behavior and Instruction
- Federal Program Supports for Low Income and Second Language Learners
- Additional academic time and support outside of the school day

### **ACADEMIC ENRICHMENT**

- Talented and Gifted Identification and Services
- Swimming and Bike Safety Provided by community Donors
- Curriculum Nights
- Albany Public Schools Foundation Supports
- OSU Extension School Nutrition Educator 20 hours per week

### **EXTRA-CURRICULAR ACTIVITIES/ AFTER SCHOOL PROGRAMS**

- Wednesday Early Release Community Based Partnerships
- Garden Club
- Community Spring Celebration of Culture and Learning

*Data and information in the Curriculum and Learning Environment section was provided by local schools and districts and was not verified by the Oregon Department of Education.*